




Bianco Carrara

A


Bianco Carrara Mosaics



Adelaine Hex
Honed
11.75" x 11.875", 3/8" thick
MCBCHHEXAD




Basketweave
Polished
12" x 12", 3/8" thick
BWBCBD




1" Hexagon
Polished
11" x 11", 3/8" thick
CHBCPH1



2" Hexagon
Polished
3/8" thick
CHBCPH2




Penny Round
Honed
11.25" x 11.25", 3/8" thick
MCBCHPR



Herringbone
Honed
1.5" x 8", 3/8" thick (chip size)
MCBCHH158



Cleopatra (Dynasty White/Bianco Carrara)
Honed
8.15" x 8", 3/8" thick
CLEOBCDW



Wave (Dynasty White/Bianco Carrara)
Honed
8.15" x 8", 3/8" thick
CLEOBCDW

Bianco Carrara

Trim & Finishes



Bar Liner
Honed
3/4" x 12", 3/4" thick
MCBCHBAR




Chair Rail Molding
Honed
2" x 12", 1" thick
MCBCHCHR



Box Liner
Honed
3/4" x 12", 3/4" thick
MCBCHBOXL




Sill
Honed
6" x 60", 3/4" thick
MCBCHSILL660



Saddle
Honed
4" x 36", 3/4" thick
MCBCHSAD436

Bianco Carrara


Field Tiles



6" x 12"
Honed
6" x 12", 3/8" thick
MCBCH612



24" x 36"
Honed
24" x 36", 3/8" thick
MCBCH2436



12" x 12"
Honed
12" x 12", 3/8" thick
MCBCH12



12" x 24"
Honed
12" x 24", 3/8" thick
MCBCH1224

Bianco Carrara

Specifications

Custom sizes and finishes available upon request.

*Always call for current lot colors, box counts, and sheet sizes. Sheet sizes often change with each shipment.

PRODUCT	FINISH	SKU	SIZE*	THICKNESS	SQ. FT./PIECE OR SHEET*	SQ. FT./BOX	FULL BOX OR PER SHEET
MOSAICS							
Adelaine Hex	Honed	MCBCHHEXAD	11.75" x 11.875"	3/8"	0.97 sqft/sheet	4.85 sqft / box	Per sheet
Basketweave	Polished	BWBBCBD	12" x 12"	3/8"	1 sqft / sheet	Call for box counts	Per sheet
1" Hexagon	Polished	CHBCPH1	11" x 11"	3/8"	0.84 sqft / sheet	Call for box counts	Per sheet
2" Hexagon	Polished	CHBCPH2		3/8"	0.98 sqft / sheet	Call for box counts	Per sheet
Penny Round	Honed	MCBCHPR	11.25" x 11.25"	3/8"	0.89 sqft / sheet	Call for box counts	Per sheet
Herringbone	Honed	MCBCHH158	1.5" x 8" (chip size)	3/8"	0.5 sqft / sheet	Call for box counts	Per sheet
Cleo (Dynasty White/Bianco Carrara)	Honed	CLEOBCDW	8.15" x 8"	Call for Thickness	0.45 sqft/sheet	Call for box counts	Call for current inventory
TRIM & FINISHES							
Bar Liner	Honed	MCBCHBAR	3/4" x 12"	3/4"	1 linear foot / piece	Call for box counts	Per piece
Chair Rail Molding	Honed	MCBCHCHR	2" x 12"	1"	1 linear foot / piece	Call for box counts	Per piece
Box Liner	Honed	MCBCHBOXL	3/4" x 12"	3/4"	1 linear foot / piece	Call for box counts	Per piece
Saddle	Honed	MCBCHSAD436	4" x 36"	3/4"	1 sqft / piece	Call for box counts	Per piece
Sill	Honed	MCBCHSILL660	6" x 60"	3/4"	2.5 sqft / piece	Call for box counts	Per piece
Corner Shelf	Honed	VSBCCSHLF	8" radius	3/4"		Call for box counts	Per piece
FIELD TILES							
6" x 12"	Honed	MCBCH612	6" x 12"	3/8"	0.5 sqft / piece	5 sqft / box	Full box
12" x 12"	Honed	MCBCH12	12" x 12"	3/8"	1 sqft / piece	10 sqft / box	Full box
12" x 24"	Honed	MCBCH1224	12" x 24"	3/8"	2 sqft/ piece	10 sqft/box	Full box
24"x36"	Honed	MCBCH2436	24"X36"	3/8"	6sqft/ piece	loose pcs	Per piece

Bianco Carrara

Care and Maintenance

INSTALLATION

All natural stone products may vary slightly in color, shade, finish, and size. Perform a thorough inspection of the material upon delivery and before installation. Use constitutes acceptance. No claims will be accepted after installation.

Please refer to the latest version of the TCNA Handbook for Ceramic, Glass, and Stone Tile Installation, www.tcnatile.com, for instructions on how to install natural stone mosaic, tile, and slabs.

For best results, work with a professional, qualified tile contractor.

CARE AND MAINTENANCE

Allstone natural stone products can be cleaned with a pH neutral stone cleaner or similar mild detergent. Avoid contact with any acidic chemicals, such as vinegar, lemon juice, and abrasive cleaners, as these can etch or erode the surface of the stone.

Natural stone products are porous by nature and can absorb liquids, oils, and dirt if not properly sealed. Allstone recommends sealing the stone after installation with a high quality, penetrating/impregnating stone sealer for a natural look, or an enhancing sealer for a more enriched look. Follow the manufacturer's instructions on application; we recommend testing a small, inconspicuous area before applying the sealer to the entire installation. Reference the manufacturer's literature for how long the sealer is effective and reapply as directed to protect your natural stone installation.

USAGE

- Interior Wall
- Interior Floor
- Kitchen Backsplash
- Kitchen Counter
- Shower Wall
- Shower Floor

WARRANTY

We do not offer a warranty on our products. When properly installed and maintained, Allstone natural stone products will remain a jewel in your home for generations to enjoy. We recommend working with a professional, qualified tile contractor to ensure the longevity of your stone. Our sales team is available at any point during your installation process to offer guidance or assistance so that your end result is a masterpiece.

DISCLAIMER

Allstone does not manufacture installation products or cleaning/maintenance products. Installation, care, and maintenance instructions have been provided to our customers as an information resource only. For questions on how to handle a specific product, application instructions, and warning concerning potential health hazards, please contact the product manufacturer directly prior to usage.

A