




— MOONAR —

— A —


# MOONAR

## MOSAICS



### Cleopatra

Moonar Leathered/ Calacatta Gold  
Honed/ Blue Velvet Polished  
8.15" x 8", 3/8" thick  
CLEOMOBVCG



### Cleopatra

Moonar Leathered/Moonar Honed  
8.15" x 8", 3/8" thick  
CLEOMO




### Wave

Leathered / Honed  
12" x 10", 3/8" thick  
WAVEMO

# MOONAR


## FIELD TILES




Hexagon  
Leathered  
9", 3/8" thick  
MOLH9



3" x 12"  
Leathered  
3" x 12", 3/8" thick  
MOL312



12" x 12"  
Leathered  
12" x 12", 3/8" thick  
MOL12



12" x 24"  
Leathered  
12" x 24", 3/8" thick  
MOL1224

## MOSAICS




Adelaine Hexagon  
Honed  
11.75" x 11.875", 3/8" thick  
MOHADHEX



Penny Round  
Honed  
11.25" x 11.25", 3/8" thick  
MOHPR

## TRIM AND FINISHES



Saddle  
Leathered  
4" x 36", 3/4" thick  
MOLSAD436



Box Liner  
Leathered  
3/4" x 12", 3/4" thick  
MOHBOXL

# MOONAR

## SPECIFICATIONS

Custom sizes and finishes available upon request.

\*Always call for current lot colors, box counts, and sheet sizes. Sheet sizes often change with each shipment.

PRODUCT	FINISH	SKU	SIZE*	THICKNESS	SQ. FT./PIECE OR SHEET*	SQ. FT./BOX	FULL BOX OR PER SHEET
<b>MOSAICS</b>							
Adelaine Hexagon	Honed	MOHADHEX	11.75" x 11.875"	3/8"	0.97 sqft / sheet	4.85 sqft/box	Per piece
Penny Round	Honed	MOHPR	11.25" x 11.25"	3/8"	0.95 sqft / sheet	4.75 sqft/box	Per piece
Wave	Leathered, Honed	WAVEMO	12" x 10"	3/8"	0.83 sqft/sheet	4.15 sqft/box	5 pieces
Cleopatra	Leathered, Honed	CLEOMO	8.15" x 8"	3/8"	0.45 sqft/sheet	Call for box counts	Per Piece
<b>TRIM AND FINISHES</b>							
Box Liner	Leathered	MOHBOXL	3/4" x 12"	3/4"	1 linear foot / piece	Call for box counts	Per piece
Saddle	Leathered	MOLHSAD436	4" x 36"	3/4"	1 sqft / piece	Call for box counts	Per piece
<b>FIELD TILES</b>							
3"x 12"	Leathered	MOL312	3" x 12"	3/8"	.25 sqft / piece	5 sqft/box	Full box
12" x 24"	Leathered	MOL1224	12" x 24"	3/8"	2 sqft / piece	10 or 12 sqft/box (call to confirm)	Full box
12" x 12"	Leathered	MOL12	12"x12"	3/8"	1 sqft / piece	6 sqft/box	Full box
9" Hexagon	Leathered	MOLH9		3/8"	0.5 sqft / sheet	10 sqft/box	Full box

# MOONAR

## CARE AND MAINTENANCE

### INSTALLATION

All natural stone products may vary slightly in color, shade, finish, and size. Perform a thorough inspection of the material upon delivery and before installation. **Use constitutes acceptance. No claims will be accepted after installation.**

Please refer to the latest version of the *TCNA Handbook for Ceramic, Glass, and Stone Tile Installation*, [www.tcnatile.com](http://www.tcnatile.com), for instructions on how to install natural stone mosaic, tile, and slabs.

For best results, work with a professional, qualified tile contractor.

### CARE AND MAINTENANCE

Allstone natural stone products can be cleaned with a pH neutral stone cleaner or similar mild detergent. Avoid contact with any acidic chemicals, such as vinegar, lemon juice, and abrasive cleaners, as these can etch or erode the surface of the stone.

Natural stone products are porous by nature and can absorb liquids, oils, and dirt if not properly sealed. Allstone recommends sealing the stone after installation with a high quality, penetrating/impregnating stone sealer for a natural look, or an enhancing sealer for a more enriched look. Follow the manufacturer's instructions on application; we recommend testing a small, inconspicuous area before applying the sealer to the entire installation. Reference the manufacturer's literature for how long the sealer is effective and reapply as directed to protect your natural stone installation.

### USAGE

- Interior Wall
- Interior Floor
- Kitchen Backsplash
- Kitchen Counter
- Shower Wall
- Shower Floor

### WARRANTY

We do not offer a warranty on our products. When properly installed and maintained, Allstone natural stone products will remain a jewel in your home for generations to enjoy. We recommend working with a professional, qualified tile contractor to ensure the longevity of your stone. Our sales team is available at any point during your installation process to offer guidance or assistance so that your end result is a masterpiece.

### DISCLAIMER

Allstone does not manufacture installation products or cleaning/maintenance products. Installation, care, and maintenance instructions have been provided to our customers as an information resource only. For questions on how to handle a specific product, application instructions, and warning concerning potential health hazards, please contact the product manufacturer directly prior to usage.

A